

LanguageCert  
**SELT**

**LanguageCert SELT exams:  
Preparing for your A1 Speaking and Listening exam**

# Contents

---

- 1** About your exam
- 2** Preparing for your exam
- 3** What to do on exam day
- 4** Other useful information

Language  
Cert

**About your exam**

# Your A1 exam

---

- An online interview with a live examiner (interlocutor)
- At a LanguageCert SELT Test Centre
- Duration: 8 - 9 minutes
- Pass mark: 60/100



# Your 4 exam tasks

---

**Part 1**

You give personal information

**Part 2**

You start or answer in 2 everyday situations

**Part 3**

You give information & listen to information

**Part 4**

You listen & answer questions, then talk about a topic

Language  
Cert

**Preparing for your A1 exam**

# Part 1

1 minute & 30 seconds

---

## **Aim:**

- Give personal information

## **You must:**

- Say and spell your family name
- Say where you are from
- Answer 3 simple questions

# Part 1


## Example

### First questions from the examiner

Can you spell your family name for me, please?  
Where are you from?

### Then another three questions from the examiner, for example:

What do you do in your free time?  
When is your birthday?  
What's your favourite food?  
How often do you go out?  
Tell me about your best friend





## Part 1

### Helpful information

#### First questions

Can you spell your family name for me, please?

Where are you from?

- *Answer clearly and confidently.*
- *We ask everyone these 2 questions.*

#### Then answer three questions like these for example:

What do you do in your free time?


When is your birthday?

What's your favourite food?

How often do you go out?

Tell me about your best friend

- *Answer with full sentences.*
- *Practise answering these questions with a friend.*
- *Look at the A1 topics in the Qualification Handbook and think of questions like the ones above. Practise your answers with a friend*



## Part 2

1 minute & 30 seconds

### **Aim:**

- Communicate in 2 everyday situations

### **You must:**

- Start the conversation, or you answer



## Part 2

### Example

#### Example situation 1

Examiner says: We're in the street. I start.  
Excuse me. Where's the City Hotel please?  
*(you answer)*

#### Example situation 2

Examiner says: I work in a shop. You want to buy a jacket. You start.  
*(you start)*



## Part 2

### Helpful information

#### Example situation 1

Examiner says: We're in the street. I start.  
Excuse me. Where's the City Hotel please?  
*(you answer)*

#### Example situation 2

Examiner says: I work in a shop. You want to buy a jacket. You start.  
*(you start)*

- *Ask if you don't understand something.*
- *Answer in full sentences.*
- *Practise other situations with a friend.*
- *Use the practice papers to give you more examples.*



## Part 3

1 minute - 1 minute & 30 seconds

### **Aim:**

- Ask for and give information

### **You must:**

- Talk about what is the same and what is different in 2 pictures



## Part 3

### Example

#### Examiner says:

Here's a picture of a hotel.


I have a different picture of a hotel.

Let's ask and answer questions about the 2 pictures.

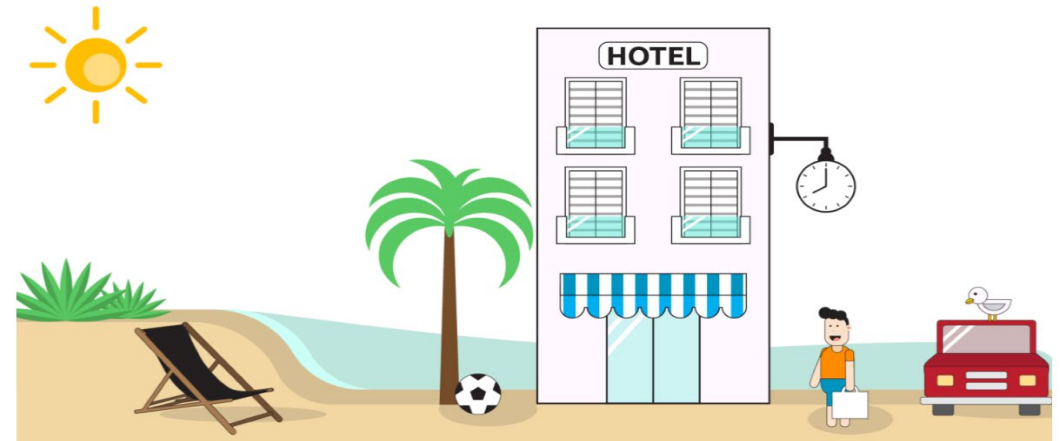
I start.

There are flowers under my tree. Are there any flowers under your tree?  
(*you answer*)

#### Examiner's picture



#### Your picture

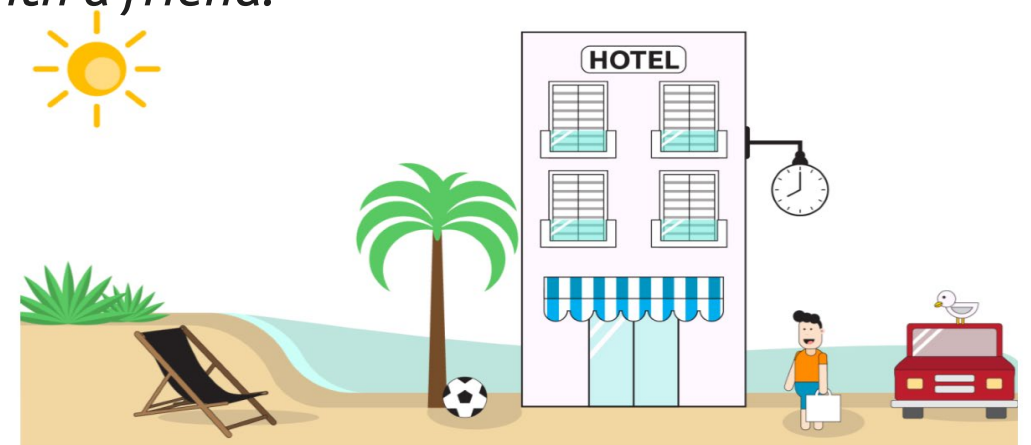
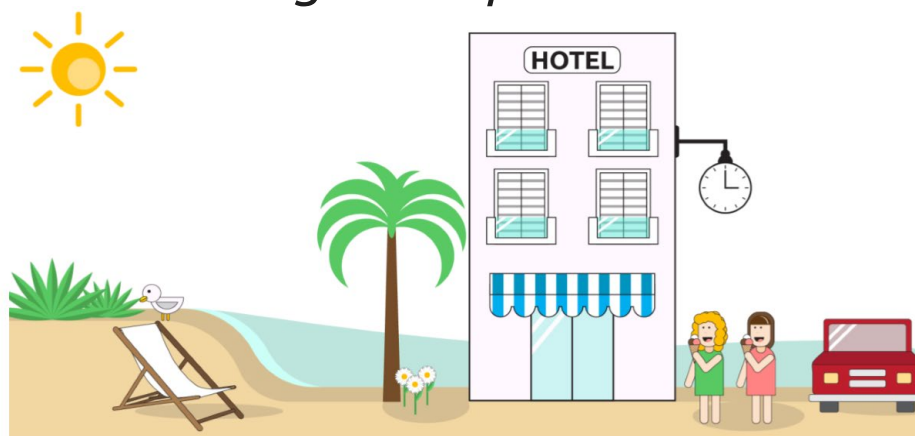


## Part 3

### Helpful information

**Examiner says:** Here's a picture of a hotel. I have a different picture of a hotel. Let's ask and answer questions about the 2 pictures. I start. There are flowers under my tree. Are there any flowers under your tree? (*you answer*)

- *Listen carefully.*
- *Ask if you don't understand something.*
- *Tell the examiner what you see, don't worry if you make some mistakes, keep going.*
- *Practise talking about pictures like these with a friend.*



## Part 4a

2 minutes – 2 minutes & 30 seconds

### **Aim:**

- Understand someone talking about something

### **You must:**

- Listen to the examiner and answer questions





## Part 4a **Example**

---

Listen to examiner twice.

You will see the questions first & you can take notes

*My name is Angela and my best friend is Paolo. Paolo is 25 years old and he is a waiter at a café. We don't meet at the weekend because he always works but we meet every Monday and we talk a lot. Paolo is very funny, so I'm never bored with him! When the weather isn't cold, we go for a walk in the park or we swim.*

### **Questions**

What is Paolo's job?

When does Angela meet Paolo?

Where do they go for a walk?



## Part 4a **Helpful information**

Listen to examiner twice.

You will see the questions first & you can take notes.

*My name is Angela and my best friend is Paolo. Paolo is 25 years old and he is a waiter at a café. We don't meet at the weekend because he always works but we meet every Monday and we talk a lot. Paolo is very funny, so I'm never bored with him! When the weather isn't cold, we go for a walk in the park or we swim.*

### Questions

What is Paolo's job?

When does Angela meet Paolo?

Where do they go for a walk?

- *Ask if you don't understand the instructions.*
- *Look at the questions carefully, they will help you listen for key information.*
- *Make very short notes and concentrate on listening.*
- *Use practice papers for more examples and try them with a friend.*



## Part 4b


2 minutes

### Aim:

- Talk about a topic (with 30 seconds of preparation time)

### You must:

- Talk (for 30 seconds) about a topic
- Answer a few questions



## Part 4b **Example**

**Talk on your own, and then answer questions:**

*Examiner can say, for example:*

*You are going to talk about something on your own for half a minute.*

*Your topic is "**your best friend**".*

*You now have 30 seconds to write some notes to help you.*

*You are going to talk about '**your best friend**'.*


**Questions examiner can ask you after you speak for half a minute:**

Where do you meet your best friend?

What do you do when you can't meet your friends?

Are you a good friend?

Can you have good friends on the internet?



## Part 4b **Helpful information**

---

**Talk on your own, and then answer questions:**

*Examiner can say, for example:*

*You are going to talk about something on your own for half a minute.  
Your topic is **“your best friend”**.*

- *Listen and ask if you miss something or don't understand the topic.*

*You now have 30 seconds to write some notes to help you.  
You are going to talk about **‘your best friend’**.*

- *Write some key words and decide when you speak about each one. The examiner will tell you when your preparation time stops and when you speak on your own.*
- *Speak clearly and use full sentences.*
- *Practise speaking for 30 seconds (half a minute) on another A1 everyday topic from the Qualification Handbook or practice papers.*
- *Ask a friend to tell you when to start and when to stop.*

## Part 4b **Helpful information**

---

**Talk on your own, and then answer questions:**

### **Questions examiner can ask you**

Where do you meet your best friend?

What do you do when you can't meet your friends?

Are you a good friend?

Can you have good friends on the internet?

- *If you can't remember a word say it in another way.*
- *Say as much as you can.*
- *Think about questions someone can ask you about other A1 topics and practise them with a friend.*
- *Use the practice papers to help you, too.*



Language  
Cert

**What to do on exam day**

# On exam day

---

- Arrive at the SELT Test Centre 30 minutes before the start time of your test.
- Complete the necessary sign-in procedures.
- Bring with you the same valid photo ID/Passport that you used to register for your exam.
- Leave your belongings in a locker because bags, mobile phones and other personal items are not allowed into the exam room.
- Breaks are not allowed during your exam.
- Ask the friendly Test Centre staff if you have any questions before you start the test.
- Ask the live examiner (interlocutor) if you have any questions while doing the test.



Language  
Cert

**Other useful information**

# LanguageCert support and information

---



## Support material on our website

- IESOL Speaking & Listening Qualification Handbook
- Practice Papers
- Recorded examples
- FAQs

Take a preparation course before you do the exam, if required!



- Contact our customer service team 24/7/365 if you have any questions

# Contact us!

---



<https://selt.languagecert.org/contact>



[Email: selt@languagecert.org](mailto:selt@languagecert.org)

LanguageCert

**SELT**

**Thank you  
& Good Luck**